SOLT Serbian Module 1 Lesson 4



The Family

Objective **Module 1 Lesson 4**

During this lesson, the students will learn about the family. Under this Terminal Learning Objective, the students will learn one task: identify family relationships. At the end of the lesson, the students will be able to:

1. **Identify family relationships.** This task will include:

    - Identify family members
    - Talk about your family
    - Discuss your family tree
    - Ask about other family members
    - Discuss family events

Each Serbian family has its own patron saint. The **слава**, or patron saint's day, is handed down from one generation of males to another. Girls and young women celebrate their father's слава until they get married, when their husband's слава becomes their own.

The слава is a three-day holiday when relatives and friends visit a feasting family and celebrate a patron saint with food and music. The guests usually come uninvited, thus showing that they remember the слава of a particular family. The holiday is long enough to allow people to go to more than one feast. The symbols of the слава are the слава bread, the слава candle, a special dessert made of wheat grains, honey and walnuts, and red wine. The tradition is to have a priest come to the feasting house to bless the bread and wine and light the candle, and then the father of the family breaks the bread with his bare hands. A slice of cake must be left over for an unexpected visitor.

Today in urban Serbia, the religious content of the слава is frequently lost. The слава is considered to be a nice opportunity for families and friends to get together.

Tip of the day
Кева and **ћале** are the popular colloquial terms in Serbia for the English *mom and dad.* Other words are **отац** *(father),* **тата** *(dad),* **мама** *(mom),* **мајка** *(mother).*

Породица (The family)
The instructor will read a passage for each picture. Listen to it and answer the questions in exercise 1.









Породица (The family) (continued)







Exercise 1

1. Who is speaking?
2. Does she have children?
3. Does she have grandparents?
4. What is her grandmother's name?
5. Does she have an uncle?
6. What is her brother's name?



Exercise 2

Use the image below to create your family tree. Start from the bottom of the tree with the oldest family members. Include the names of all your relatives. Please refer to the new words section for more vocabulary. This exercise will be used again later in exercise 9.

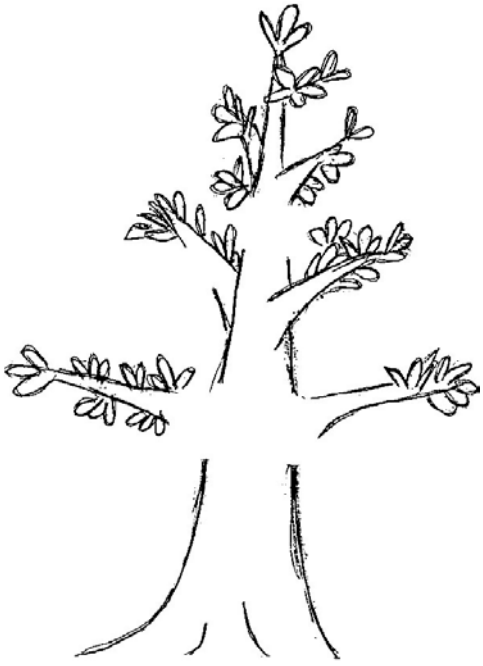

Exercise 3
Find the male and female counterparts.

1.	човек	_____	6.	_____	кума
2.	_____	супруга	7.	таст	_____
3.	отац	_____	8.	стриц	_____
4.	_____	сестра	9.	_____	ујна
5.	рођак	_____	10.	деда	_____

**Exercise 4** (Talk about the family)
Go back to your family tree and talk about it with your classmate. Tell him/her if you have brothers and sisters, relatives, grandparents. Include the names for each member of the family, then, ask each other questions about the family members.

Да ли имаш брата (сестру, тетку...)?
Како се зову? Да ли имаш деце? Колико имаш деце?

Family Events


венчање


медени месец


рођендан



годишњица


посета


излет


рођење детета


матура

Exercise 5
Read the name of each event and answer the questions:

1. What picture stands for a child's birth? Write the Serbian term.
2. What is the Serbian term for a wedding?
3. Find the Serbian term for *picnic* and *prom.*
4. What picture is showing a visit? Circle it.
5. Find the Serbian terms for *honeymoon, anniversary* and *birthday.*

Compare your answers with your classmate.

Verbs: The Infinitive and Present Tense

Look carefully at the following comparison between English and Serbian.

Infinitive:		**Present Tense:**		
English	**Serbian**	**English**	**Serbian**	
to work	радити	I work	1. ја ради**м**	ми ради**мо**
to write	писати	You work	2. ти ради**ш**	ви ради**те**
to go	ићи	He works	3. он рад**и**	они рад**е**

Two important verb differences could be distinguished between English and Serbian.

1. The English infinitive is recognized by the form **to**: **to work**
   The Serbian infinitive has **a verb stem** and the endings **–ти** or **-ћи**

Infinitive	**Verb stem**	**Ending**
радити	рад	- ти

2. In English, there is only the third person singular that has an ending in the present tense: **he works**
   In Serbian, all personal pronouns have the endings in the present tense. Those endings are: **-м –ш –и (sg.) –мо –те –е (pl.)** and they are attached to the verb stem. Remember that there are verbs in Serbian that have the endings **–у** and –**ају** in the 3rd person plural.
   ићи – они иду **читати – они читају**

These verbs are not difficult to recognize:

а. ја рад**и**м	они рад**е**	**и - е**
б. ја скач**е**м	они скач**у**	**е - у**
ц. Ја чит**а**м	они чит**ају**	**а – ају**

***Note:** Personal pronouns are often omitted in Serbian because the verb ending indicates who is performing an action. The present tense in Serbian stands for two English forms:

ја певам I sing/I am singing

Exercise 1
Supply the proper form of the verb **радити** and the verbs in the brackets.

Example: Шта ради Марко? (Марко) Марко пева. (певати)

1. Милан – учити
2. ти – говорити
3. деца – спавати
4. они - студирати
5. ви - питати
6. она - певати

 **Exercise 2** (Negatives)
Practice using negatives for the sentences in exercise 6 with a partner.

Positive	*Negative*
Милан учи.	**Милан <u>не</u> учи.**

 **Exercise 3**
Use the same examples from exercise 4 and ask the questions starting with **да ли.**

The Verb имати *(to have)* **and the Accusative case**

Positive	
1. имам	имамо
2. имаш	имате
3. има	имају

Negative	
1. немам	немамо
2. немаш	немате
3. нема	немају

Many verbs, including the verb **имати**, require a direct object. The direct object is usually a noun or pronoun that answers the question **шта?** (*what*?) for things, or **кога?** (*whom*?) for people. In Serbian, the direct object is always in the accusative case.

Example **Шта имаш?** **Имам кишобран.**  (What do you have?)

Кога имаш? **Имам децу.**  (Whom do you have?)

Here are the accusative case endings compared with the nominative case:

	Singular			**Plural**		
	M	**F**	**N**	**M**	**F**	**N**
N.	орман	соф**а**	ауто	ормани	софе	аута
A.	***орман	соф**у**	ауто	орман**е**	софе	аута

***Note:** If the masculine noun represents humans or animals, the accusative ending is **–а:**
Имам брата
Имам миша

 **Exercise 4** (Да/Не)
You want to know if your classmate has the things shown below. He/she should answer with **да** and **не**. Refer to the accusative case above to help you with endings.

You: Да ли имаш кишобран?  **Your partner:** Да, имам кишобран.
Не, немам кишобран.

1.  2.  3.  4. 

Exercise 4 (continued)

5.  6.  7.  8. 

наочаре (pl.) балон (m) оловка (f) софа (f) књига (f) шал (m) шешир (m) капут (m)



Exercise 5

You want to know what your partner is doing at the moment. Ask him/her questions using the verbs given. He/she should respond by using the nouns below.

Verbs:

1. певати 2 читати 3. гледати 4. питати

You: Шта пишеш? **Your partner:** Пишем писмо. 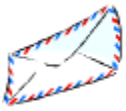

1.  2.  3.  4. 

песма (f)	табла (f)	новине (pl.)	питање (n)

Possessive Adjectives

Possessive adjectives describe possession and they agree with the noun in gender, number and case. Each personal pronoun has its possessive adjective.

Singular			**Plural**		
ja	**мој**	my	ми	**наш**	our
ти	**твој**	your	ви	**ваш**	your
он	**његов**	his	они	**њихов**	their
она	**њен**	her	оне	**њихов**	their
оно	**његов**	its	она	**њихов**	their
			Ви	**Ваш**	your

The following declension of the possessive adjective **мој** should be used as an example for the declension of all other possessive adjectives.

	Singular			**Plural**		
	M	F	N	M	F	N
Nominative	**мој**	**моја**	**моје**	**моји**	**моје**	**моја**



Exercise 6 (твој - мој)
Find out if the items belong to your classmate.



You: Да ли је ово твоја књига? **Your partner:** Да, то је моја књига.

1.  2.  3.  4.  5.  6. 

Exercise 7
Supply the proper form of the possessive adjective.

1. Да ли је ово _____ мама, Ранко?
2. Да ли су ово _____ хаљине, госпођо Поповић?
3. Да ли су ово _____ шешири, господине Радуловић?
4. Да ли је ово _____ стриц, Јелена?
5. Да ли је ово _____ ауто, пријатељи?

Exercise 8
By asking the question **чији?** (whose), find out to whom the following items or people belong.

* The question **чији? чија? чије?** behaves as an adjective.

Чији је ово сат?  **Ово је њен сат. (Марија)**

1.  (Марко)
2.  (Јелена и Милан)
3.  (ја)
4.  (ми)
5.  (ти)
6.  (она)

ауто деца папир деда родитељи бака

Exercise 9
Fill in the blanks with the question **чији**.

1. То је сат. _____ ?
2. То је ормар. _____ ?
3. То је ципела. _____ ?
4. То је кишобран. _____ ?
5. То су новине. _____ ?
6. То су књиге. _____ ?
7. То су родитељи. _____ ?
8. То су деца. _____ ?
9. То је кревет. _____ ?
10. То је капут. _____ ?

баба, е	grandmother
бака, е	grandma
балон, и	balloon
брат, браћа	brother
ваш, а, е	your
венчање, а	wedding
гледати	to look
говорити	to speak
годишњица, е	anniversary
дати	to give
деда, е	grandfather
дете, деца	child
дувати	to blow
зет, зетови	son-in-law
играти	to play
излет, и	picnic
имати	to have
ићи	to go
јести	to eat
капут, и	coat
кћерка, е	daughter
кишобран, и	umbrella
кум, кумови	godfather
кума, е	godmother
мајка, е	mother
матура, е	prom
медени месец	honeymoon
мој, а, е	my
наочале	glasses
наш, а, е	our
новине	newspapers
ногомет	soccer
његов, а, о	his
њен, а, о	her
њихов, а, о	their
одбојка	volleyball
отац, очеви	father
папир, и	paper
певати	to sing
песма, е	song
писати	to write

питање, а	question
питати	to ask
пити	to drink
плесати	to dance
поклон	gift
породица, е	family
посета, е	visit
радити	to work
родитељ, и	parent
рођак, рођаци	relative (m)
рођака, е	relative (f)
рођендан, и	birthday
рођење, а	birth
сат, сатови	clock
свекар, свекрови	father-in-law (husband's father)
свекрва, е	mother-in-law (husband's mother)
свећа, е	candle
сестра, е	sister
син, синови	son
снаха, е	daughter-in-law
спавати	to sleep
спорт, спортови	sport
студирати	to study
таст, тастови	father-in-law (wife's father)
ташта, е	mother-in-law (wife's mother)
твој, а, е	your
тетка, е	aunt
унук, унуци	grandson
унука, е	granddaughter
учити	to learn
чији, а, е	whose
читати	to read
шал, шалови	scarf



Crown Prince Aleksandar II Karadjordjevic (the son of King Petar II) and his family: wife Katarina and sons Prince Aleksandar I, Prince Petar and Prince Filip

The History of Kardjordjevic's

The Karadjordjevic (Karageorgevitch) dynasty is two centuries old. In 1804, a wealthy Serbian clan chief and merchant, Djordje Petrovic - known to his followers as (Karadjordje-Black George, after his dark looks) - led the Serbs in an uprising against the Ottoman Empire that controlled the Balkans. The revolution was successful for a time. Karadjordje established a government in Belgrade and in 1811 was confirmed as the lawful ruler and the right of succession was vested in the family.

19th Century

In 1813 the Turks returned to Belgrade and Karadjordje fled to Austria. His son, Prince Aleksandar, returned to rule Serbia in 1842 but was deposed in 1858. In 1903 the Parliament requested that Prince Petar Karadjordjevic - grandson of Black George - rise to the throne. King Petar I brought democracy and leadership to Serbia. He had John Stuart Mills' essay "On Liberty" translated into Serbian. While the Balkan Wars in 1912 and 1913 resulted in the expansion of Serbia, the annexation by Austria of Bosnia-Herzegovina enraged both neighboring Serbia and the people of Croatia. Nationalist aspirations for independence from Austria finally led to the assassination of Austrian Archduke Franz Ferdinand in Sarajevo, 1914 and within days World War I had begun.

Post World War I
Before the end of WW I in 1918, representatives of the three peoples proclaimed by mutual consent a new "Kingdom of the Serbs, Croats and Slovenes" under the Crown of King Petar I. He died three years later. King Aleksandar I, who had acted as Regent for his ailing father since 1914, had earned national fame as a soldier in the Balkan Wars and World War I. In 1922, he married Princess Marija of Romania. They had three sons: Crown Prince Petar, Prince Tomislav and Prince Andrej.

The new kingdom faced many threats. Neighboring states coveted many countries, territories and internal rivalries between the Serbs and Croats. It increased tensions still further. By 1929, it was clear that the King had no option but to impose a Royal dictatorship. However, he did so reluctantly and promised to restore democracy to the newly renamed Kingdom of Yugoslavia once unity had been achieved and bureaucratic corruption expunged. In 1934, he was assassinated in Marseilles by a Macedonian terrorist working in conjunction with Croatian extremists who had Hungarian and Italian support. The French Foreign Minister, Louis Barthou, also died in the attack.

King Aleksandar's son, Crown Prince Petar, was only 11 years old at the time of his death when he became King. Three Regents were appointed. His great-uncle Prince Pavle - married to Princess Olga of the Hellenes (Greece) - became the Prince Regent.

World War II - The Communist Abolition of the Monarchy
By 1941, all but one of theYugoslavs neighbors was under Nazi domination or influence. Despite Prince Pavle's pro-British sentiments, and to avoid bloodshed, he felt obliged to sign a pact with Germany and Italy. Shortly afterwards, on March 27, 1941, Prince Pavle was unseated in a coup and the young King Petar II was declared of age.

Within a week, Germany, Bulgaria, Hungary and Italy invaded. Yugoslavia and the government were forced to surrender. King Peter II, with the Yugoslav Government, made his way via Athens, Jerusalem and Cairo to London where he joined numerous other governments in exile from Nazi occupied Europe.

Yugoslavia was divided to satisfy Italian, Bulgarian, Hungarian and German demands and a puppet Croat state proclaimed. Despite the collapse of the Yugoslavian army, two rival resistance groups to the occupying forces eventually formed. The first was the Royalist Chetniks, led by the loyalist General Draza Mihailovic, Minister for Defense in the exile government. The other was the revolutionary Partisans led by the communist Josip Broz - known to the world later as Tito. A bitter civil war followed.

The Allies, having initially supported Mihailovic, then threw their support behind Tito. The Partisans entered Belgrade in 1944 in the wake of Soviet tank brigades and established a Communist government.

Activity 1
Here is the photo of the Crown Prince Александар II Карађорђевић and his family. (Please refer to the section Culture Notes to find out more about Prince Aleksandar). Listen to the description of the photograph and fill in the missing family relations.



On the left: _____: Александар
In the middle: _____: Катарина
Sitting: _____: Александар II, _____
Петар, Филип

Activity 2
Look at the photo again and say how the people on the photo are related to each other. Start from Prince Aleksandar's II prospective. For example: Принц Петар је његов син After that, start from Princess Katarina's and Prince Filip's perspective.

Activity 3
Match the words with the numbers according to the picture. Put the right number to each word. Pay attention to whom the people are standing by.

жена	супруг	унук	мама
родитељи	деца	деда и бака	кћерка
супруга	дете	човек	





Activity 4

Work in groups of three. While asking your partner about his/her family, the third member of the team will draw your partner's family tree. When finished with questions and answers, check the tree for accuracy. Change roles.



Activity 5

Exchange family tree drawings among each other. After looking at the drawing, you will tell all what you know about your partner's family. The other members of your team will do the same.

Activity 6

Read the passage and pronounce aloud all words that relate to the family members and their relationship.

Моја породица

Ја се зовем Нена Панић. Имам двадесет година. Наша породица је велика. Имам маму и тату. Они су у браку 22 године. Немам брата али имам сестру. Моја мајка има две сестре. Оне су моје тетке. Мој отац има брата и сестру. Његова сестра нема децу. Она је моја тетка. Његов брат је мој стриц. Мој тата нема родитеље. Они су умрли пре две године. Моја мама има старе родитеље. Они су моји деда и бака.

Activity 1
Listen to the instructor read the following statements and say if they are true or false. Listen again and provide the complete answer where needed.

Example: Statement: Весна има три сина.
You: Не, она има два сина.

Statements:	**T/F**
1. Петар нема родитеље.	_____
2. Јелена има деду и баку.	_____
3. Бранко и Милена су муж и жена.	_____
4. Владо има две кћерке.	_____
5. Моја сестра нема децу.	_____

Activity 2
Scan the text and answer the questions.

Честитамо нашим драгим родитељима
Годишњицу брака
Мири и Петру Поповићу
Склопили су брак 16. јануара 1948. године и заједно дочекали овај сретан дан.
Ваша захвална деца:
Ирена, Сања и Драгомир
Зет Владимир, снаха Олга
Унуци: Душан, Светлана, Саша и Ана
Ваша захвална деца

1. What family event does this greeting card stand for?
2. How many children do Mira and Petar have?
3. Which sentence is used twice?
4. When did Mira and Petar get married?

Activity 3
Imagine that your parents or some of your relatives are celebrating a wedding anniversary. Write them an anniversary card using the model in Activity 2.

Activity 4
Match the Serbian terms taken from newspapers with the given English clues.
The Serbian terms are written in the Latin alphabet.

1. Filmski susreti	**a.** murder
2. Muzej jugoslovenske kinoteke	**b.** movies
3. Aforizmi na internetu	**c.** museum
4. Ubistvo u Beogradu	**d.** aphorism

Activity 5
Read the text about Mirko Popovic and answer the questions.

Зовем се Мирко Поповић. Рођен сам 24. 08. 1975. године у Панчеву. Са компјутером сам се први пут срео у средњој школи где сам уписао информатички смер. Сада тренутно радим као програмер у фирми Компус. Живим са родитељима. Имам два брата и једну сестру.

1. Where was Mirko born?
2. What did he start working with in middle school?
3. What is his occupation?
4. What is the name of the company Mirko works for?
5. How many siblings does he have?

Activity 6
Circle the right answer.

1. (мама) Њена сестра је моја:

   a) ујна
   b) тетка
   c) сестра

2. (тата) Његов брат је мој:

   a) нећак
   b) стриц
   c) тетак

3. (деда) Његова жена је моја:

   a) тетка
   b) бака
   c) сестра

4. (брат) Његова сестра је моја:

   a) сестра
   b) брат
   c) мама

Activity 7
Relationships. The Kennedy clan has been often described as the American equivalent of royalty. Read the description under the group photo. It explains the relationships in the family from President John F. Kennedy's perspective. Now look at the photo again. Who were these people to John Kennedy Jr.? Rewrite the description from John Kennedy Jr.'s perspective.



Џон Фицџералд Кенеди



Џон Ф. Кенеди, његова сестра Џин, мајка Роз, отац Џозеф,

сестра Патриша, брат Роберт, брат Едвард

Activity 8
Look at the photo. This is the family of Robert F. Kennedy. Who were these people to John F. Kennedy, Jr.? Rewrite the description given under the photo from John's perspective.



Роберт Кенеди,
његова жена и деца

Activity 9
Choose the identity of the celebrity you like the most. Introduce yourself according to the example.

Example: Зовем се Милан Јанковић.
Живим у Београду.
Ожењен сам и имам једно дете.



Арнолд Шварценегер
Лос Анђелес,
жена
2 сина
2 кћерке



Принц Чарлс
Лондон,
разведен
2 сина



Бил Клинтон
Вашингтон
жена
1 кћерка

Activity 1
1. Can you recognize these cognates? Match each adjective on the left with the noun on the right.

1. Црно	а. индустрија
2. амерички	б. море
3. аутомобилска	ц. партија
4. финансијски	д. долар
5. демократска	е. проблеми

Activity 2
Transform the sentences using the verb **имати.**

Ово је сто. Ја имам сто.

А. То је књига. Ви имате _____.
Б. То је њен кишобран. Она има _____.
Ц. Ово је њихова софа. Они имају _____.
Д. То је мој радио. Ја имам _____.

Activity 3
Write these dialogs in Serbian.

A	*B*
a. Do you have a grandmother, Radmila?	a. Do you have children, Ranko?
b. Yes, I do.	b. Yes. I have a daughter and a son.
a. What is her name?	c. What are their names?
b. Her name is Milica.	d. Their names are Slaven and Maja.

_____
_____
_____
_____
_____
_____
_____

Activity 4
Supply the proper form of the present tense.

А. Они _____ филм. (гледати)
Б. Марко _____ задаћу. (писати)
Ц. Ја _____ проблеме. (имати)
Д. Она _____ наочале. (носити)
Е. Ви _____ новине. (читати)



Activity 5
Listen to the passage about what people usually do during different family events and then answer the questions.

New Words

играти (*to play*)	**пити** (*to drink*)
јести (*to eat*)	**плесати** (*to dance*)
спорт, спортови (*sport*)	**дувати** (*to blow*)
ногомет (*soccer*)	**дати** (*to give*)
одбојка (*volleyball*)	**поклон** (*gift*)

1. Which family events are mentioned here? Circle those that apply.
a. a wedding
b. a child's birth
c. a picnic
d. a birthday
e. a prom

2. What do people do on a birthday?
a. dance
b. eat
c. blow out candles
d. give gifts
e. play basketball

3. When do they play sports?
a. on their birthday
b. on a picnic
c. at a wedding
d. on a honeymoon

Activity 6
Think about your family events. Write down what you usually do. Use the words that you learned. Show your work the next day to the instructor.

_____
_____
_____
_____
_____
_____
_____
_____
_____
_____
_____

Activity 7
Look at the text below and fill in the blanks with the correct adjective endings.

Ово је наш ___ соба. Она је велик ____ . У соби су нов____ столови и мал____ столице. На зиду су леп____ слике и велик ____ сат. На столу су наш____ књиге, и наш____ оловке.

Activity 8
Change the gender of the adjectives and the possessive pronouns.

Example: **Наш велики орман.** (соба)
Наша велика соба.

1. наш велики разред (школа)
2. твој љубазни стриц (тетка)
3. ваш нови професор (професорка)
4. њен стари друг (другарица)
5. њихов нови сто (столица)
6. наш стари отац (мајка)